

LESSON 1

Discover Yourself

LESSON GOALS & FUNCTIONS

TOPIC 1

강점 표현하기

자신이 잘하는 것을 말할 수 있다.

I'm good at learning new languages.

TOPIC 2

장래 희망 표현하기

자신의 장래 희망을 말할 수 있다.

I want to be a biologist in the future.





BIG QUESTION

How can you get to know yourself better?

TOPIC 1

Focusing on Your Strengths

TOPIC 2

Imagining Your Future

PROJECT

Advertising a Future Job

[Link to Social Studies](#)



GET READY

A Look at the cards below and check the boxes that best describe your strengths.

What types of intelligence do you have?

Body Smart



- ☐ playing sports or dancing
- ☐ creating things with my hands

People Smart



- ☐ communicating with people
- ☐ resolving conflicts in groups

Self Smart



- ☐ understanding myself
- ☐ working independently

Logic Smart



- ☐ using numbers
- ☐ doing scientific experiments

Nature Smart



- ☐ taking care of plants or animals
- ☐ planting trees and gardening

Word Smart



- ☐ learning new languages
- ☐ writing stories

Picture Smart



- ☐ drawing, painting, or designing
- ☐ reading maps and charts

Music Smart



- ☐ singing and playing instruments
- ☐ remembering songs

B Based on what you checked above, talk with your partner about your strengths.



What is one of your strengths?

I'm good at learning new languages.

Then you must be word smart.



LISTEN & SPEAK



A Listen to the conversation. Which club is Lucas going to join?



(a)



(b)



(c)



B Listen to the conversation and answer the questions.



1. How do Yeji's feelings change after talking with her father?

- (a) disappointed → encouraged
- (b) relieved → worried
- (c) dissatisfied → surprised

2. Listen again. Circle whether each statement is true (T) or false (F).

- (a) Yeji got a good score on the science test. (T / F)
- (b) Yeji used to do really well in science. (T / F)
- (c) Yeji's dad thinks she is good at creative writing. (T / F)

Listening Tip

화자의 심경은 감정을 표현하는 어구, 감탄사, 어조 등에 나타나므로 유의하여 듣는다.

C Talk with your partner using the given options.



A: What do you think you are good at?

B: I think I'm good at (a) playing the guitar.

A: I didn't know that! Then why don't you (b) perform at the school festival?

Option 1

- (a) solving math problems
- (b) participate in a math competition

Option 2

- (a) finding stylish clothes
- (b) post fashion ideas on your social media

Your Own

- (a) _____
- (b) _____



A Look at the picture and answer the question. Then listen to the podcast.



- When and how did you find your own strengths?

B Listen again. Fill in the blanks with the words given below.



One-Minute Advice

Lisa's Problem

"I'm having ^a _____ finding my strengths."



Solution 1

Reflect on your past

^b _____.



The moments when you felt confident and successful will reveal your strengths.

Solution 2

Try new things.



Trying various activities will help you discover ^c _____ that you never knew you had.

Solution 3

Ask for feedback.



Ask your friends, family, and teachers for their honest ^d _____ about your strengths.

talents

opinions

experiences

difficulty

COMMUNICATION ACTIVITY

Find Someone Who Is Good at ...

STEP 1 Make groups of four. Ask one another who is good at the following skills. Write down the names of the group members who are good at each one. 💬

Example

Minji: Taeho, do you think **you are good at speaking** in public?

Taeho: Yes, I do. How about you, Sumin?

Sumin: **I'm not good at speaking** in public. What about you, Jiyul?

Jiyul: I think **I'm good at it**.

Sample

speaking in public _____ <i>Taeho, Jiyul</i> _____	listening to others _____	singing _____	math _____
memorizing people's names _____	taking care of animals _____	making people laugh _____	editing photos or videos _____
saving money _____	drawing _____	making plans _____	swimming _____
cooking _____	organizing things _____	playing with kids _____	_____

Your Own

STEP 2 If you still have blanks on your page, go to another group and ask questions to fill in all the blanks with your classmates.

SELF-CHECK

- 각 강점을 가진 친구를 찾기 위해 적극적으로 질문했다.
- 'be good at ...' 표현을 활용해 서로의 능력을 묻고 대답했다.
- 다른 친구의 질문을 집중해서 듣고 솔직하게 대답했다.



GET READY




A Listen to the conversation and check what David's dream job is.



Nuri High School Students' Top 10 Dream Jobs



☐ teacher



☐ athlete



☐ content creator



☐ computer engineer



☐ chef



☐ biologist




☐ makeup artist



☐ receptionist



☐ architect



☐ data scientist

B Talk with your partner about your dream job.



What do you want to be in the future?

I want to be a dancer.

I want to be a biologist in the future.
What about you?



LISTEN & SPEAK



A Listen to the conversation and fill in the blanks.



Helen and Dongjin are talking in their classroom.

Helen: Hi, Dongjin. **You know what?** A Career Day event _____ next month. I'm so excited!

Dongjin: Career Day? I've never heard of it. What is it?

Helen: Companies and professionals from different industries will visit our school and _____ about real-world jobs.

Dongjin: Sounds interesting. I hope I can get information about airline companies. **I want to be a flight attendant.**

Helen: Nice! You would be great at that job.

Dongjin: Thanks. How about you? What kinds of companies or industries are you interested in?

Helen: I'm interested in learning more about artificial intelligence industries. **I've always wanted to work in technology!**

Dongjin: Cool. Now I _____ Career Day!



B Practice the conversation with your partner and then switch roles.



C Talk with your partner using the given options.



Speaking Tip

상대방의 주의를 끌면서 새로운 정보나 놀라운 사실을 말할 때 'You know what?'을 사용할 수 있다.

A: What would you like to be in the future?

B: **I want to be** ① a teacher.

A: That sounds interesting. Why do you want to be ① a teacher?

B: I'm interested in ② helping others learn and grow.

Option 1

- ① a police officer
- ② making our community safe

Option 2


- ① a translator
- ② connecting cultures through language

Your Own

- ① _____
- ② _____



A Look at the thumbnail image and answer the question. Then watch the interview.



- Have you ever considered having multiple jobs?

B Watch again. Fill in the blanks with the words given below.



Let's Meet a Modern Worker!



Q: Please introduce yourself.

A: I'm Henry Brown. I'm a writer and an online
 ① _____. I also work at a coffee shop.

Q: Why did you choose to have multiple jobs?

A: I wanted to pursue my various ② _____ and gain experience in different fields.

Q: How do you manage three different jobs?

A: It's challenging for me. But I learned that time
 ③ _____ is key. I organize my schedule to handle each job.

Q: Do you have any advice for people with multiple jobs?

A: Try to balance your ④ _____ and get enough rest for your health.

jobs

tutor

management

interests

COMMUNICATION ACTIVITY

My Future Business Card

STEP 1 Make a business card to use when you achieve your dream job in the future.

Sample **Front side**

Ryan Kim
Photographer



Kim's Studio

☎ 010-XXXX-XXXX
@ ryan.k@kimsstudio.com

Sample **Back side**



**Kim's
Studio**


Capture Every Beautiful Moment!

Your Own **Front side**

_____ name

_____ job title or position

☎ _____
@ _____ contact information



company logo

Your Own **Back side**

company name and logo

_____ a short phrase that represents your brand or service

STEP 2 Present your future business card to the class. 🗣️

Let me show you my future business card. **I want to be** a photographer. It's my dream job because I'm interested in taking pictures of people and beautiful landscapes. "Capture every beautiful moment!" is a short phrase that represents my brand. I chose it because I love capturing beauty and emotions in photos.



SELF-CHECK

- 나의 직업을 잘 설명하는 그림과 문장으로 명함을 완성했다.
- 'I want to ...' 표현을 활용해 나의 장래 희망을 발표했다.
- 다른 친구들의 발표를 집중해서 들었다.




Advertising a Future Job

STEP 1 Choose one social phenomenon

- Make groups of four and look at the following social phenomena.
- Choose the social phenomenon that your group is most interested in.

㉑ Robots and AI are becoming more common.



㉒ Climate change is getting worse.



㉓ The elderly population is increasing.



㉔ Digital privacy is becoming more important.



STEP 2 Create a job description

- Think of a new job that will appear as a result of your chosen phenomenon.
- Write down the job's duties and the necessary ***qualifications**.

Sample

Social Phenomenon	Robots and AI are becoming more common.
Promising Job	Robot and AI Recruiter
Job Duty	introducing the right robot or AI workers to companies that need them
Necessary Qualifications	<ul style="list-style-type: none"> • A background in technology • Business analysis skills • Communication and presentation skills

Checklist

- ☐ 모든 조원이 공통으로 관심이 있는 미래 사회 현상을 선택했는가?

Checklist

- ☐ 선택한 사회 현상의 결과로 나타날 새로운 직업을 생각해 냈는가?
- ☐ 그 직업에 적절한 업무 및 자격 요건을 정리했는가?

*Qualification

직무를 수행하기 위해서 필요한 자격 요건을 의미하며, 학위, 경력, 자격증, 기술 등이 이에 해당한다.



STEP 3 Make a job advertisement poster


- Make a job advertisement poster based on the table your group created.

Sample

WE ARE HIRING

Robot and AI Recruiters

Many companies are looking for the right robot workers.



Qualifications:

- A background in technology
- Business analysis skills
- Communication and presentation skills

You can build connections between robots and humans! Apply now!

Checklist

- ☐ 적절한 그림과 간결한 설명을 통해 직업의 특징을 잘 나타냈는가?
- ☐ 모든 조원이 협력해 완성했는가?

STEP 4 Give a presentation

- Present your group's poster to the class.



Let me show you the job advertisement poster. We chose robot and AI recruiter for a promising future job because robots and AI are becoming more common. People with this job would introduce the right robot or AI workers to companies that need them. The qualifications we expect are a background in technology and business analysis skills, as well as communication and presentation skills.

Checklist

- ☐ 큰 목소리로 자신감 있게 발표했는가?
- ☐ 구인 광고의 내용을 빠짐없이 설명했는가?

✓ PROJECT REVIEW

1 아쉬움 2 훌륭함 3 매우 훌륭함

OTHER GROUPS	GROUP 1	GROUP 2	GROUP 3	GROUP 4
1. 미래 사회 현상과 관련 있는 새로운 직업을 제안했다.				
2. 포스터에 자격 요건을 명료하게 제시했다.				
YOUR GROUP	YOU	MEMBER 1	MEMBER 2	MEMBER 3
1. 미래 직업에 관한 의견을 적극적으로 제시했다.				
2. 서로의 의견을 존중하며 토의했다.				



A Communicative Functions

Look at the expressions. Then listen and practice the conversations with your partner.

1 장점 표현하기

- I'm good at ...
- I can ... well

A: Did you hear about the new music club at our school?

B: Yeah, I did! **I'm good at singing**, so I'm thinking of joining.

A: Nice! I'm also considering it. I think **I can play** the drums **well**.

2 장래 희망 표현하기

- I want to ...
- I would love/like to ...

A: What do you want to be in ten years?

B: **I want to be** a pilot. **I would love to see** the world from the sky. How about you?

A: **I would like to be** a chef because I really love cooking.

B Sounds

1. Focusing on pronunciation, listen and repeat the sentence.

Pronouncing stressed content words

I want to be a flight attendant.

2. Listen and fill in the blanks. Then repeat the sentences.

- Ⓐ I'm trying to _____ my _____.
- Ⓑ Jessi has been doing her _____ to _____ the _____.
- Ⓒ Having a(n) _____ is important for _____ your _____.



REVIEW & REFLECT

A Listen to the conversation and answer the questions.



1. What is Paul's major in college?
 - a literature
 - b journalism
 - c psychology
2. Listen again. Which of the following is NOT true?
 - a Paul was the president of a club.
 - b Anna wants to become a reporter.
 - c Jaeho has decided what to major in.

B Listen to the announcement and fill in the blanks.



MONROE HIGH SCHOOL TALENT SHOW

Date: a _____ 17

Details:

- You can sing, dance, play a(n) b _____ and more.
- You can participate as an individual or as a(n) c _____.

Application Due Date: April 10

Visit the school @ _____ for more details.

ANSWER THE BIG QUESTION

How can you get to know yourself better?

YOUR ANSWER

EXAMPLE I can get to know myself better by understanding my strengths and weaknesses. Identifying my passions and matching them with career paths would also help.

I Never Knew That Was a Job!

The world is filled with all sorts of unusual jobs. Get ready to be amazed as we explore extraordinary jobs that you've never heard of before.

Professional Sleeper



A hotel in Finland's capital hired a professional sleeper to test the comfort of each of their beds. The sleeper moved to a new room nightly and wrote reviews about each bed. Mattress companies also hire people to sleep on their mattresses. Imagine sleeping at work. Now that's a dream job!

Mail Boat Jumper



Lake Geneva, Wisconsin, in the United States, still delivers mail by boat. Mail carriers, known as mail boat jumpers, deliver mail to each house every summer. All they need to do is jump off the boat, deliver the mail, and get back on before the boat leaves!

Search if you want to know more about unusual jobs.

[#unusual_jobs](#) [#unique_jobs](#)



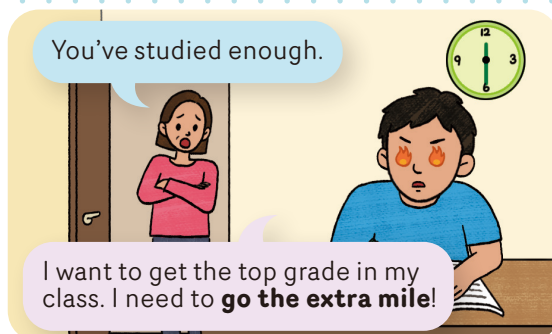

Whale Crier



In Hermanus, South Africa, many tourists used to miss the chance to spot whales. This changed in 1991, when the Whale Crier was born. The Whale Crier blows a special horn to alert people when whales are in the area. This job is a big deal!

Everyday Idiom

go the extra mile



‘한층 더 노력하다’라는 뜻으로, 목표를 달성하기 위해 기대 이상으로 특별히 더 노력하거나 애쓰는 것을 나타낼 때 쓰는 표현입니다.